

Scaled data based on original data using  
LM-79-08 Approved Method: Electrical and Photometric Measurements of Solid-  
State Lighting Products

Test Report Prepared for  
Cooper Lighting Solutions  
(formerly Eaton)

Brand: McGRAW-EDISON

Report Number: P226546

Luminaire Tested: **ISW-AF-1200-LED-E1-T4FT-8030**

Issue Date: 3/3/2020

**Test Information**

Test Method: LM-79-08  
Report Number: P226546  
TEST IS SCALED FROM IESNA LM-79-08 TEST DATA (P35943)  
Test Lab: INNOVATION CENTER-P3  
Issue Date: 3/3/2020  
Manufacturer: COOPER LIGHTING SOLUTIONS (FORMERLY EATON)  
Product Line: MCGRAW-EDISON  
Catalog Number: ISW-AF-1200-LED-E1-T4FT-8030  
Description: IMPACT ELITE LED WEDGE LUMINAIRE  
LIGHT SQUARE WITH ACCULED OPTICS-TYPE IV FORWARD THROW  
Light Source: (16) 3000K CCT, 80 CRI LEDs  
Ballast/Driver: ELECTRONIC DRIVER

**Summary**

Lumens per Lamp: N/A  
Luminaire Lumens: 5694.9 lumens  
Efficiency: N/A  
Efficacy: 86.3 lumens/watt  
Luminous Opening: Rectangular (W 0.5' x L: 0.5' x H: 0')  
IES Classification: Type IV - Short - Non-Cutoff  
BUG Rating: B1 - U1 - G2

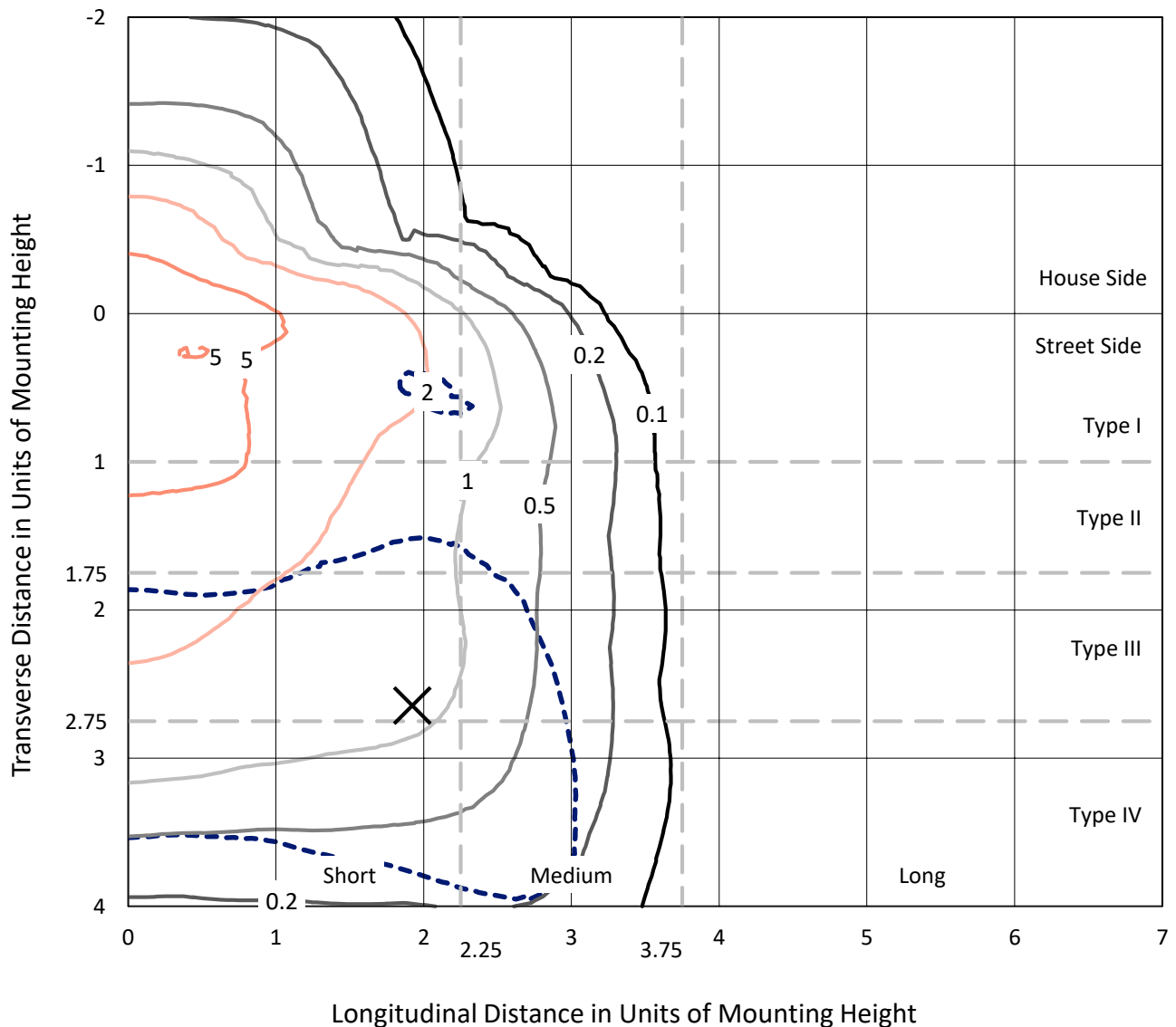
Input Watts (W): 66  
Input Voltage (V): 120  
Input Current (Ain): NR  
Voltage Rise (V): NR  
Power Factor: NR  
Total Harmonic Distortion (THDi): NR  
Frequency (hertz): 60  
Stabilization Time: NR  
Operation Time: NR  
Ambient Temperature (°C): NR  
Test Distance: 25 FT



REPORT NUMBER: P226546  
 CATALOG NUMBER: ISW-AF-1200-LED-E1-T4FT-8030

### Iso-Footcandle Lines of Horizontal Illumination

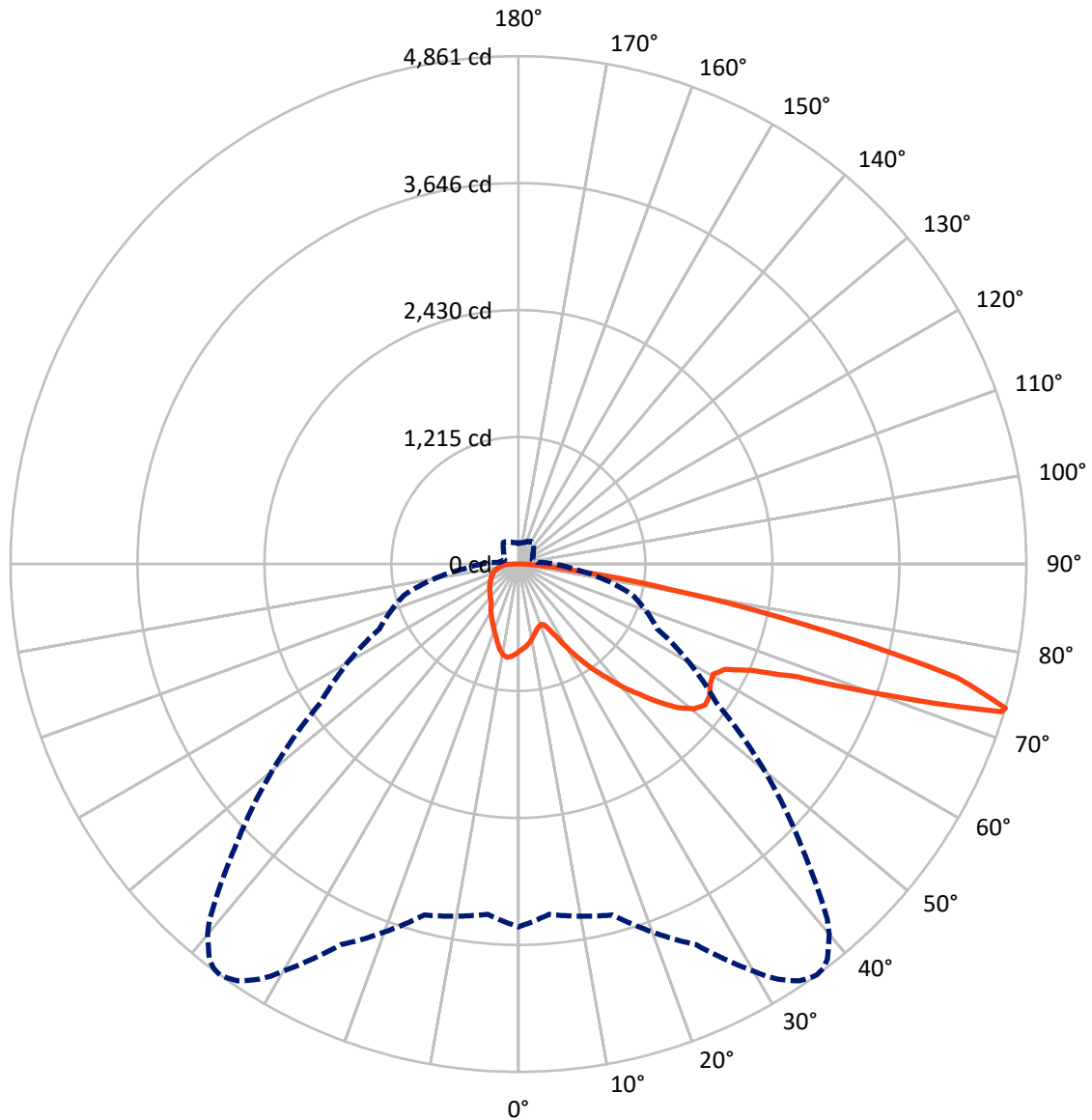
× Max cd  
 - - - 1/2 Max cd



Based on 10 foot mounting height. Maximum calculated value = 8.8 fc  
 Type IV - Short - Non-Cutoff

REPORT NUMBER: P226546  
CATALOG NUMBER: ISW-AF-1200-LED-E1-T4FT-8030

### Luminous Intensity Polar Plot



— Vertical Plane Through 36-Deg Lateral    - - - Horizontal Cone Through 73-Deg Vertical

REPORT NUMBER: P226546

CATALOG NUMBER: ISW-AF-1200-LED-E1-T4FT-8030

**FLUX DISTRIBUTION:**

		Downward	Upward	Total
<b>House Side</b>	Lumens	1200.8	1.3	1202.1
	% Fixture	21.1	0.0	21.1
<b>Street Side</b>	Lumens	4492.3	0.5	4492.8
	% Fixture	78.9	0.0	78.9
<b>Total</b>	Lumens	5693.1	1.8	5694.9
	% Fixture	100.0	0.0	100.0

**Coefficient of Utilization**

**ZONAL LUMENS:**

Zone	Lumens	% Fixture
0°-10°	78.7	1.4
10°-20°	208.6	3.7
20°-30°	341.9	6.0
30°-40°	566.5	9.9
40°-50°	832.5	14.6
50°-60°	1049.7	18.4
60°-70°	1374.6	24.1
70°-80°	1112.7	19.5
80°-90°	128.0	2.2
90°-100°	1.8	0.0
100°-110°	0.0	0.0
110°-120°	0.0	0.0
120°-130°	0.0	0.0
130°-140°	0.0	0.0
140°-150°	0.0	0.0
150°-160°	0.0	0.0
160°-170°	0.0	0.0
170°-180°	0.0	0.0
0°-90°	5693.1	100.0
0°-180°	5694.9	100.0



REPORT NUMBER: P226546

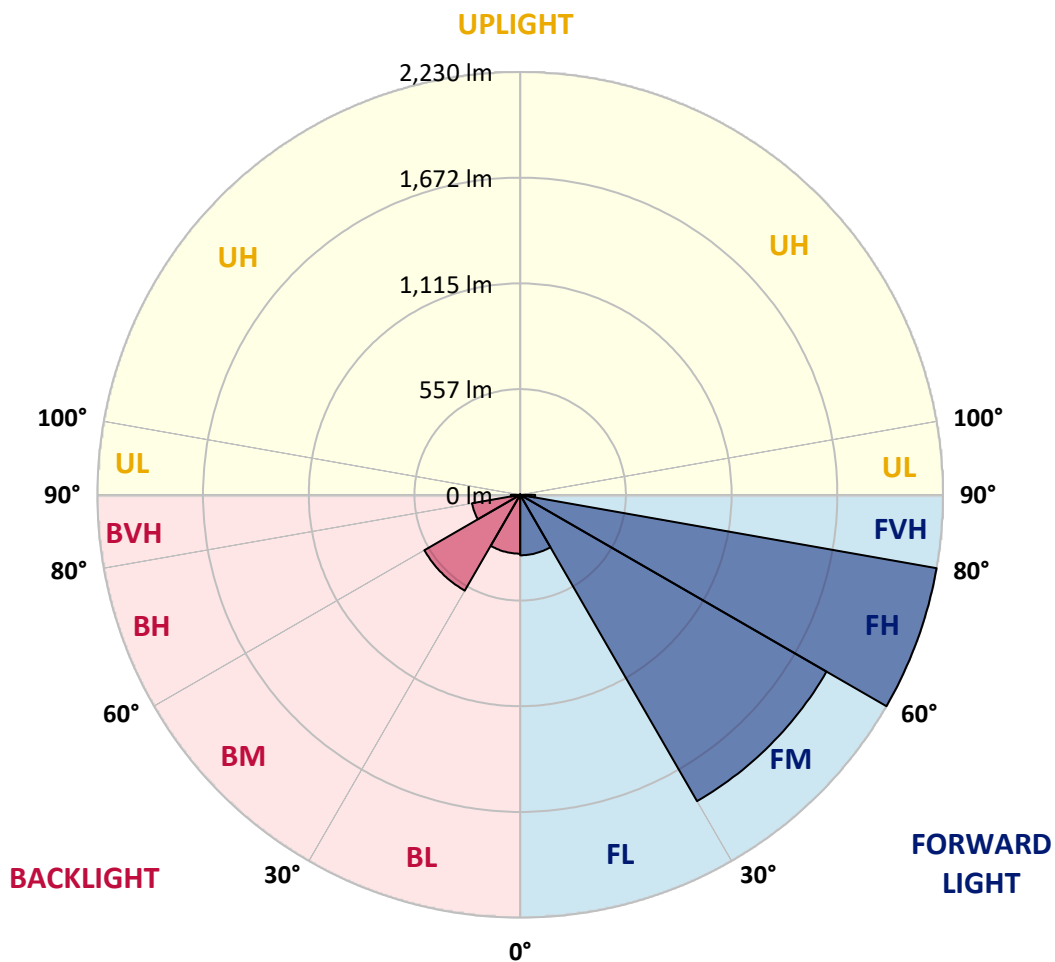
CATALOG NUMBER: ISW-AF-1200-LED-E1-T4FT-8030

**LUMINAIRE CLASSIFICATION SYSTEM LUMEN TABLE AND BUG RATING:**

Zone		Lumens	% Fixture	Zone Rating/Lumen Limit		
				B	U	G
FL	(0°-30°)	318.8	5.6			
FM	(30°-60°)	1865.0	32.7			
FH	(60°-80°)	2229.6	39.2			G2/5000
FVH	(80°-90°)	78.9	1.4			G1/100
BL	(0°-30°)	310.4	5.5	B1/500		
BM	(30°-60°)	583.6	10.2	B1/1000		
BH	(60°-80°)	257.7	4.5	B1/500		G1/500
BVH	(80°-90°)	49.1	0.9			G1/100
UL	(90°-100°)	1.8	0.0		U1/10	
UH	(100°-180°)	1.3	0.0		U1/10	

**BUG Rating: B1-U1-G2**

Type IV Short





REPORT NUMBER: P226546  
 CATALOG NUMBER: ISW-AF-1200-LED-E1-T4FT-8030

**CANDELA DISTRIBUTION (FULL):**

	0°	5°	15°	25°	30°	31°	32°	33°	34°	35°	36°
0°	836.4	836.4	836.4	836.4	836.4	836.4	836.4	836.4	836.4	836.4	836.4
2.5°	806.2	807.8	809.4	809.4	809.4	811.9	811.1	811.1	811.9	812.7	812.7
5°	776.0	776.8	781.7	783.3	788.2	787.4	787.4	787.4	790.7	788.2	789.9
7.5°	741.7	743.3	748.2	753.9	758.0	758.8	758.0	756.4	760.5	762.1	760.5
10°	700.9	701.7	708.3	713.1	719.7	718.9	721.3	721.3	722.9	722.1	725.4
12.5°	680.5	678.9	675.6	678.1	679.7	679.7	679.7	682.1	681.3	683.0	685.4
15°	678.1	674.0	657.7	652.0	650.3	650.3	649.5	648.7	651.1	653.6	653.6
17.5°	689.5	681.3	649.5	633.2	629.9	628.3	629.1	627.5	627.5	630.7	629.9
20°	745.0	730.3	666.6	630.7	620.9	620.9	620.1	617.7	617.7	618.5	618.5
22.5°	886.1	867.4	756.4	682.1	647.9	647.1	644.6	642.2	635.6	634.0	630.7
25°	1082.8	1060.7	870.6	790.7	742.5	740.9	728.7	727.0	711.5	712.3	701.7
27.5°	1235.4	1220.7	1023.2	917.1	871.4	861.7	855.9	841.3	828.2	817.6	804.5
30°	1287.6	1285.1	1177.4	1091.8	1023.2	1011.8	996.3	989.8	971.0	956.3	947.3
32.5°	1370.0	1372.4	1327.6	1232.9	1173.4	1161.9	1148.9	1133.4	1120.3	1110.5	1089.3
35°	1487.5	1488.3	1457.3	1386.3	1317.8	1302.3	1294.9	1277.0	1264.7	1252.5	1241.9
37.5°	1569.1	1573.2	1551.1	1496.5	1455.7	1433.6	1432.8	1419.8	1405.9	1395.3	1385.5
40°	1725.8	1703.7	1631.1	1596.0	1562.6	1560.1	1552.8	1545.4	1548.7	1543.0	1553.6
42.5°	1884.1	1856.3	1755.1	1705.4	1685.0	1689.0	1686.6	1687.4	1697.2	1694.8	1706.2
45°	2019.5	1987.7	1891.4	1832.6	1849.0	1853.9	1867.7	1875.9	1871.8	1886.5	1886.5
47.5°	2155.0	2080.7	1966.5	1993.4	2004.8	2042.4	2052.1	2049.7	2063.6	2070.1	2052.1
50°	2059.5	2039.9	2030.9	2113.3	2164.7	2177.0	2190.9	2198.2	2204.7	2195.8	2177.8
52.5°	1857.9	1856.3	1982.8	2184.3	2227.6	2243.9	2256.9	2262.7	2260.2	2255.3	2240.6
55°	1790.2	1777.2	1886.5	2110.9	2177.0	2192.5	2211.3	2222.7	2234.1	2232.5	2221.0
57.5°	1882.4	1871.8	1872.6	2046.4	2110.9	2124.8	2137.0	2150.1	2153.3	2163.9	2164.7
60°	2150.1	2136.2	2024.4	2044.0	2109.3	2124.8	2126.4	2133.7	2134.6	2140.3	2141.1
62.5°	2536.0	2510.7	2340.2	2193.3	2216.2	2223.5	2229.2	2227.6	2224.3	2220.2	2220.2
65°	2958.7	2935.0	2715.5	2544.2	2478.1	2496.0	2467.5	2461.8	2455.2	2455.2	2447.9
67.5°	3461.3	3416.4	3246.7	3054.1	2958.7	2967.7	2980.7	2930.9	2913.0	2914.6	2876.3
70°	3973.7	3926.4	3852.2	3849.7	3897.8	3876.6	3816.2	3896.2	3801.6	3778.7	3770.6
72.5°	3690.6	3634.3	3649.8	4110.8	4543.3	4613.4	4680.4	4742.4	4797.9	4831.3	4836.2
73°	3473.5	3366.7	3477.6	4019.4	4499.2	4602.8	4686.1	4752.2	4811.7	4841.9	4860.7
75°	1734.7	1740.4	2287.1	3316.1	3932.1	4021.1	4150.8	4223.4	4331.1	4386.6	4337.6
77.5°	402.3	417.0	692.8	1574.0	2357.3	2484.6	2588.2	2694.3	2819.1	2865.7	2824.9
80°	142.0	148.5	244.0	598.1	984.0	1054.2	1143.2	1259.8	1375.7	1404.3	1476.1
82.5°	75.1	82.4	128.9	259.5	420.2	459.4	482.2	530.4	571.2	595.7	608.7
85°	43.2	44.1	73.4	143.6	192.6	208.1	222.8	234.2	247.2	238.3	238.3
87.5°	17.1	18.8	37.5	67.7	93.0	103.6	103.6	103.6	102.8	90.6	82.4
90°	3.3	4.9	7.3	13.9	12.2	12.2	11.4	9.8	9.0	9.8	5.7
92.5°	0.0	0.0	0.0	0.0	0.0	0.0	0.0	0.0	0.0	0.0	0.0
95°	0.0	0.0	0.0	0.0	0.0	0.0	0.0	0.0	0.0	0.0	0.0
97.5°	0.0	0.0	0.0	0.0	0.0	0.0	0.0	0.0	0.0	0.0	0.0
100°	0.0	0.0	0.0	0.0	0.0	0.0	0.0	0.0	0.0	0.0	0.0
102.5°	0.0	0.0	0.0	0.0	0.0	0.0	0.0	0.0	0.0	0.0	0.0
105°	0.0	0.0	0.0	0.0	0.0	0.0	0.0	0.0	0.0	0.0	0.0
107.5°	0.0	0.0	0.0	0.0	0.0	0.0	0.0	0.0	0.0	0.0	0.0



REPORT NUMBER: P226546

CATALOG NUMBER: ISW-AF-1200-LED-E1-T4FT-8030

**CANDELA DISTRIBUTION (continued):**

	0°	5°	15°	25°	30°	31°	32°	33°	34°	35°	36°
110°	0.0	0.0	0.0	0.0	0.0	0.0	0.0	0.0	0.0	0.0	0.0
112.5°	0.0	0.0	0.0	0.0	0.0	0.0	0.0	0.0	0.0	0.0	0.0
115°	0.0	0.0	0.0	0.0	0.0	0.0	0.0	0.0	0.0	0.0	0.0
117.5°	0.0	0.0	0.0	0.0	0.0	0.0	0.0	0.0	0.0	0.0	0.0
120°	0.0	0.0	0.0	0.0	0.0	0.0	0.0	0.0	0.0	0.0	0.0
122.5°	0.0	0.0	0.0	0.0	0.0	0.0	0.0	0.0	0.0	0.0	0.0
125°	0.0	0.0	0.0	0.0	0.0	0.0	0.0	0.0	0.0	0.0	0.0
127.5°	0.0	0.0	0.0	0.0	0.0	0.0	0.0	0.0	0.0	0.0	0.0
130°	0.0	0.0	0.0	0.0	0.0	0.0	0.0	0.0	0.0	0.0	0.0
132.5°	0.0	0.0	0.0	0.0	0.0	0.0	0.0	0.0	0.0	0.0	0.0
135°	0.0	0.0	0.0	0.0	0.0	0.0	0.0	0.0	0.0	0.0	0.0
137.5°	0.0	0.0	0.0	0.0	0.0	0.0	0.0	0.0	0.0	0.0	0.0
140°	0.0	0.0	0.0	0.0	0.0	0.0	0.0	0.0	0.0	0.0	0.0
142.5°	0.0	0.0	0.0	0.0	0.0	0.0	0.0	0.0	0.0	0.0	0.0
145°	0.0	0.0	0.0	0.0	0.0	0.0	0.0	0.0	0.0	0.0	0.0
147.5°	0.0	0.0	0.0	0.0	0.0	0.0	0.0	0.0	0.0	0.0	0.0
150°	0.0	0.0	0.0	0.0	0.0	0.0	0.0	0.0	0.0	0.0	0.0
152.5°	0.0	0.0	0.0	0.0	0.0	0.0	0.0	0.0	0.0	0.0	0.0
155°	0.0	0.0	0.0	0.0	0.0	0.0	0.0	0.0	0.0	0.0	0.0
157.5°	0.0	0.0	0.0	0.0	0.0	0.0	0.0	0.0	0.0	0.0	0.0
160°	0.0	0.0	0.0	0.0	0.0	0.0	0.0	0.0	0.0	0.0	0.0
162.5°	0.0	0.0	0.0	0.0	0.0	0.0	0.0	0.0	0.0	0.0	0.0
165°	0.0	0.0	0.0	0.0	0.0	0.0	0.0	0.0	0.0	0.0	0.0
167.5°	0.0	0.0	0.0	0.0	0.0	0.0	0.0	0.0	0.0	0.0	0.0
170°	0.0	0.0	0.0	0.0	0.0	0.0	0.0	0.0	0.0	0.0	0.0
172.5°	0.0	0.0	0.0	0.0	0.0	0.0	0.0	0.0	0.0	0.0	0.0
175°	0.0	0.0	0.0	0.0	0.0	0.0	0.0	0.0	0.0	0.0	0.0
177.5°	0.0	0.0	0.0	0.0	0.0	0.0	0.0	0.0	0.0	0.0	0.0
180°	0.0	0.0	0.0	0.0	0.0	0.0	0.0	0.0	0.0	0.0	0.0





REPORT NUMBER: P226546  
 CATALOG NUMBER: ISW-AF-1200-LED-E1-T4FT-8030

**CANDELA DISTRIBUTION (continued):**

	37°	38°	39°	40°	41°	45°	55°	65°	75°	85°	90°
0°	836.4	836.4	836.4	836.4	836.4	836.4	836.4	836.4	836.4	836.4	836.4
2.5°	814.3	815.1	813.5	816.8	814.3	814.3	818.4	825.8	831.5	833.1	838.0
5°	791.5	792.3	792.3	793.1	792.3	793.9	801.3	807.8	819.2	824.9	832.3
7.5°	762.1	764.6	763.7	765.4	765.4	767.0	778.4	789.0	800.5	811.1	820.0
10°	727.0	728.7	731.9	730.3	730.3	735.2	747.4	762.9	776.8	792.3	802.9
12.5°	685.4	689.5	688.7	691.9	693.6	696.8	717.2	734.4	751.5	769.5	783.3
15°	652.8	655.2	656.8	657.7	657.7	665.0	685.4	706.6	729.5	750.7	765.4
17.5°	631.6	631.6	633.2	634.0	635.6	640.5	661.7	685.4	711.5	737.6	753.9
20°	619.3	619.3	620.1	620.9	620.9	626.7	646.2	673.2	701.7	735.2	754.8
22.5°	629.1	626.7	625.8	625.8	622.6	622.6	641.3	669.9	705.8	749.1	774.3
25°	696.0	688.7	677.2	674.8	670.7	651.1	648.7	681.3	725.4	779.2	817.6
27.5°	796.4	789.0	781.7	772.7	766.2	730.3	681.3	710.7	762.9	839.6	886.9
30°	927.7	913.1	902.5	892.7	864.1	824.9	749.1	756.4	820.9	923.7	983.2
32.5°	1074.6	1059.1	1042.8	1020.0	1012.6	949.0	851.9	832.3	894.3	1021.6	1083.6
35°	1216.6	1209.3	1197.8	1188.9	1171.7	1118.7	985.7	923.7	979.2	1136.6	1184.8
37.5°	1381.4	1367.6	1368.4	1361.0	1351.2	1306.4	1124.4	1033.8	1070.5	1246.8	1277.0
40°	1543.8	1540.5	1545.4	1533.2	1516.9	1456.5	1226.4	1114.6	1166.0	1352.9	1345.5
42.5°	1697.2	1699.6	1693.9	1680.1	1662.1	1560.9	1291.7	1183.1	1251.7	1445.9	1400.2
45°	1872.6	1863.7	1840.0	1815.5	1793.5	1650.7	1326.8	1259.8	1334.1	1546.2	1455.7
47.5°	2038.3	2003.2	1982.8	1945.3	1902.0	1732.3	1374.1	1340.6	1425.5	1640.9	1508.7
50°	2159.8	2127.2	2092.9	2047.2	2001.6	1803.3	1436.9	1432.0	1529.1	1747.0	1581.3
52.5°	2215.3	2185.1	2151.7	2105.2	2059.5	1854.7	1521.0	1521.0	1651.5	1887.3	1681.7
55°	2206.4	2184.3	2155.0	2112.5	2077.4	1882.4	1607.4	1618.9	1804.9	2039.1	1797.6
57.5°	2159.0	2146.8	2129.7	2100.3	2071.7	1903.6	1709.4	1716.8	2010.5	2185.1	1906.9
60°	2142.7	2137.8	2128.0	2110.9	2088.9	1950.1	1818.0	1834.3	2240.6	2319.0	1968.9
62.5°	2215.3	2205.5	2198.2	2181.1	2160.7	2064.4	1954.2	1959.1	2456.9	2335.3	1908.5
65°	2419.3	2401.4	2389.1	2366.3	2343.4	2236.5	2128.0	2075.0	2562.9	2182.7	1703.7
67.5°	2846.9	2817.5	2782.4	2739.2	2676.4	2580.1	2300.2	2091.3	2466.7	1849.0	1343.9
70°	3692.2	3628.6	3547.8	3455.6	3431.9	3151.2	2407.9	1970.5	2050.5	1291.7	891.0
72.5°	4828.0	4761.9	4690.1	4614.3	4464.1	3847.3	2360.6	1589.5	1275.3	664.2	424.3
73°	4846.8	4801.9	4715.4	4627.3	4504.9	3835.0	2309.2	1465.5	1124.4	523.0	347.6
75°	4346.6	4328.7	4243.8	4074.1	3970.5	3239.4	1700.5	849.4	492.0	323.1	226.0
77.5°	2820.8	2801.2	2753.1	2736.7	2545.8	2100.3	761.3	330.5	267.6	214.6	159.9
80°	1503.0	1411.6	1395.3	1330.0	1190.5	808.6	260.3	202.4	177.9	143.6	111.8
82.5°	609.5	570.4	555.7	503.4	473.3	242.3	130.6	140.3	119.1	84.9	68.5
85°	224.4	206.4	201.5	164.0	144.4	71.8	80.0	98.7	74.3	47.3	34.3
87.5°	77.5	66.9	57.9	44.9	41.6	29.4	44.1	53.9	47.3	28.6	16.3
90°	5.7	4.9	4.1	3.3	4.1	3.3	4.9	7.3	8.2	4.9	3.3
92.5°	0.0	0.0	0.0	0.0	0.0	0.0	0.0	0.0	0.0	0.0	0.0
95°	0.0	0.0	0.0	0.0	0.0	0.0	0.0	0.0	0.0	0.0	0.0
97.5°	0.0	0.0	0.0	0.0	0.0	0.0	0.0	0.0	0.0	0.0	0.0
100°	0.0	0.0	0.0	0.0	0.0	0.0	0.0	0.0	0.0	0.0	0.0
102.5°	0.0	0.0	0.0	0.0	0.0	0.0	0.0	0.0	0.0	0.0	0.0
105°	0.0	0.0	0.0	0.0	0.0	0.0	0.0	0.0	0.0	0.0	0.0
107.5°	0.0	0.0	0.0	0.0	0.0	0.0	0.0	0.0	0.0	0.0	0.0



REPORT NUMBER: P226546

CATALOG NUMBER: ISW-AF-1200-LED-E1-T4FT-8030

**CANDELA DISTRIBUTION (continued):**

	37°	38°	39°	40°	41°	45°	55°	65°	75°	85°	90°
110°	0.0	0.0	0.0	0.0	0.0	0.0	0.0	0.0	0.0	0.0	0.0
112.5°	0.0	0.0	0.0	0.0	0.0	0.0	0.0	0.0	0.0	0.0	0.0
115°	0.0	0.0	0.0	0.0	0.0	0.0	0.0	0.0	0.0	0.0	0.0
117.5°	0.0	0.0	0.0	0.0	0.0	0.0	0.0	0.0	0.0	0.0	0.0
120°	0.0	0.0	0.0	0.0	0.0	0.0	0.0	0.0	0.0	0.0	0.0
122.5°	0.0	0.0	0.0	0.0	0.0	0.0	0.0	0.0	0.0	0.0	0.0
125°	0.0	0.0	0.0	0.0	0.0	0.0	0.0	0.0	0.0	0.0	0.0
127.5°	0.0	0.0	0.0	0.0	0.0	0.0	0.0	0.0	0.0	0.0	0.0
130°	0.0	0.0	0.0	0.0	0.0	0.0	0.0	0.0	0.0	0.0	0.0
132.5°	0.0	0.0	0.0	0.0	0.0	0.0	0.0	0.0	0.0	0.0	0.0
135°	0.0	0.0	0.0	0.0	0.0	0.0	0.0	0.0	0.0	0.0	0.0
137.5°	0.0	0.0	0.0	0.0	0.0	0.0	0.0	0.0	0.0	0.0	0.0
140°	0.0	0.0	0.0	0.0	0.0	0.0	0.0	0.0	0.0	0.0	0.0
142.5°	0.0	0.0	0.0	0.0	0.0	0.0	0.0	0.0	0.0	0.0	0.0
145°	0.0	0.0	0.0	0.0	0.0	0.0	0.0	0.0	0.0	0.0	0.0
147.5°	0.0	0.0	0.0	0.0	0.0	0.0	0.0	0.0	0.0	0.0	0.0
150°	0.0	0.0	0.0	0.0	0.0	0.0	0.0	0.0	0.0	0.0	0.0
152.5°	0.0	0.0	0.0	0.0	0.0	0.0	0.0	0.0	0.0	0.0	0.0
155°	0.0	0.0	0.0	0.0	0.0	0.0	0.0	0.0	0.0	0.0	0.0
157.5°	0.0	0.0	0.0	0.0	0.0	0.0	0.0	0.0	0.0	0.0	0.0
160°	0.0	0.0	0.0	0.0	0.0	0.0	0.0	0.0	0.0	0.0	0.0
162.5°	0.0	0.0	0.0	0.0	0.0	0.0	0.0	0.0	0.0	0.0	0.0
165°	0.0	0.0	0.0	0.0	0.0	0.0	0.0	0.0	0.0	0.0	0.0
167.5°	0.0	0.0	0.0	0.0	0.0	0.0	0.0	0.0	0.0	0.0	0.0
170°	0.0	0.0	0.0	0.0	0.0	0.0	0.0	0.0	0.0	0.0	0.0
172.5°	0.0	0.0	0.0	0.0	0.0	0.0	0.0	0.0	0.0	0.0	0.0
175°	0.0	0.0	0.0	0.0	0.0	0.0	0.0	0.0	0.0	0.0	0.0
177.5°	0.0	0.0	0.0	0.0	0.0	0.0	0.0	0.0	0.0	0.0	0.0
180°	0.0	0.0	0.0	0.0	0.0	0.0	0.0	0.0	0.0	0.0	0.0



REPORT NUMBER: P226546  
 CATALOG NUMBER: ISW-AF-1200-LED-E1-T4FT-8030

**CANDELA DISTRIBUTION (continued):**

	95°	105°	115°	125°	135°	145°	155°	165°	175°	180°
0°	836.4	836.4	836.4	836.4	836.4	836.4	836.4	836.4	836.4	836.4
2.5°	839.6	842.9	849.4	854.3	858.4	864.1	865.7	869.0	864.9	869.8
5°	836.4	846.2	858.4	869.8	880.4	889.4	893.5	894.3	895.1	898.4
7.5°	828.2	842.9	862.5	878.0	894.3	900.0	902.5	903.3	897.6	900.0
10°	811.9	835.5	860.0	878.8	886.9	882.9	876.3	865.7	860.8	860.8
12.5°	793.9	824.1	852.7	863.3	855.9	840.4	822.5	802.9	795.6	795.6
15°	779.2	817.6	841.3	833.9	812.7	783.3	758.8	738.4	731.9	729.5
17.5°	771.1	814.3	823.3	800.5	764.6	727.8	703.4	686.2	680.5	680.5
20°	777.6	817.6	802.9	760.5	715.6	682.1	660.9	649.5	643.8	646.2
22.5°	805.4	829.8	785.0	721.3	666.6	638.1	628.3	620.9	620.1	621.8
25°	851.9	846.2	769.5	680.5	620.9	600.5	599.7	597.3	596.5	595.7
27.5°	912.2	866.6	750.7	634.8	575.3	565.5	570.4	569.5	568.7	569.5
30°	992.2	884.5	722.9	585.0	532.0	532.0	539.4	536.9	533.6	534.5
32.5°	1066.5	897.6	680.5	529.6	497.7	499.4	501.8	495.3	487.1	488.8
35°	1130.1	897.6	623.4	479.8	462.6	462.6	464.3	458.6	452.0	449.6
37.5°	1183.1	879.6	551.6	442.3	434.1	434.1	440.6	434.9	422.7	420.2
40°	1215.0	840.4	485.5	414.5	420.2	421.0	412.1	402.3	390.8	388.4
42.5°	1235.4	783.3	433.3	394.9	411.2	404.7	383.5	368.0	367.2	370.4
45°	1253.3	718.9	391.7	375.3	401.5	387.6	359.0	344.3	349.2	352.5
47.5°	1271.3	654.4	358.2	353.3	383.5	373.7	343.5	327.2	324.8	329.6
50°	1313.7	564.6	319.9	327.2	361.5	358.2	329.6	310.9	295.4	294.6
52.5°	1370.8	444.7	287.2	304.4	344.3	349.2	314.1	296.2	275.0	271.7
55°	1434.5	341.1	260.3	286.4	328.0	336.2	308.4	281.5	258.7	255.4
57.5°	1453.2	269.3	235.0	261.1	306.0	323.9	299.5	264.4	247.2	244.0
60°	1388.8	223.6	213.8	239.9	284.0	311.7	285.6	251.3	235.8	233.4
62.5°	1192.1	197.5	202.4	226.0	267.6	300.3	275.0	241.5	229.3	227.7
65°	909.8	179.5	192.6	214.6	252.9	289.7	267.6	237.4	227.7	226.0
67.5°	571.2	166.5	182.8	202.4	238.3	278.2	261.9	232.5	225.2	222.8
70°	316.6	152.6	169.7	188.5	223.6	267.6	254.6	225.2	224.4	219.5
72.5°	192.6	137.9	155.8	173.8	207.3	254.6	241.5	216.2	208.1	198.3
73°	183.6	136.3	152.6	170.5	203.2	251.3	239.1	213.0	204.8	195.0
75°	148.5	122.4	139.5	155.0	188.5	238.3	225.2	201.5	188.5	181.1
77.5°	109.3	104.4	120.8	135.4	169.7	220.3	205.6	184.4	168.9	164.8
80°	80.8	86.5	102.0	115.1	149.3	202.4	185.2	164.8	155.0	150.1
82.5°	54.7	66.9	81.6	92.2	132.2	182.8	164.0	144.4	151.0	125.7
85°	31.8	46.5	58.7	71.8	106.1	163.2	142.8	123.2	107.7	97.1
87.5°	21.2	26.1	35.9	49.0	76.7	128.1	113.4	96.3	70.2	70.2
90°	2.4	3.3	4.9	5.7	10.6	54.7	37.5	44.9	8.2	7.3
92.5°	0.0	0.0	0.0	0.0	0.0	0.0	0.0	0.0	0.0	0.0
95°	0.0	0.0	0.0	0.0	0.0	0.0	0.0	0.0	0.0	0.0
97.5°	0.0	0.0	0.0	0.0	0.0	0.0	0.0	0.0	0.0	0.0
100°	0.0	0.0	0.0	0.0	0.0	0.0	0.0	0.0	0.0	0.0
102.5°	0.0	0.0	0.0	0.0	0.0	0.0	0.0	0.0	0.0	0.0
105°	0.0	0.0	0.0	0.0	0.0	0.0	0.0	0.0	0.0	0.0
107.5°	0.0	0.0	0.0	0.0	0.0	0.0	0.0	0.0	0.0	0.0



REPORT NUMBER: P226546  
 CATALOG NUMBER: ISW-AF-1200-LED-E1-T4FT-8030

**CANDELA DISTRIBUTION (continued):**

	95°	105°	115°	125°	135°	145°	155°	165°	175°	180°
110°	0.0	0.0	0.0	0.0	0.0	0.0	0.0	0.0	0.0	0.0
112.5°	0.0	0.0	0.0	0.0	0.0	0.0	0.0	0.0	0.0	0.0
115°	0.0	0.0	0.0	0.0	0.0	0.0	0.0	0.0	0.0	0.0
117.5°	0.0	0.0	0.0	0.0	0.0	0.0	0.0	0.0	0.0	0.0
120°	0.0	0.0	0.0	0.0	0.0	0.0	0.0	0.0	0.0	0.0
122.5°	0.0	0.0	0.0	0.0	0.0	0.0	0.0	0.0	0.0	0.0
125°	0.0	0.0	0.0	0.0	0.0	0.0	0.0	0.0	0.0	0.0
127.5°	0.0	0.0	0.0	0.0	0.0	0.0	0.0	0.0	0.0	0.0
130°	0.0	0.0	0.0	0.0	0.0	0.0	0.0	0.0	0.0	0.0
132.5°	0.0	0.0	0.0	0.0	0.0	0.0	0.0	0.0	0.0	0.0
135°	0.0	0.0	0.0	0.0	0.0	0.0	0.0	0.0	0.0	0.0
137.5°	0.0	0.0	0.0	0.0	0.0	0.0	0.0	0.0	0.0	0.0
140°	0.0	0.0	0.0	0.0	0.0	0.0	0.0	0.0	0.0	0.0
142.5°	0.0	0.0	0.0	0.0	0.0	0.0	0.0	0.0	0.0	0.0
145°	0.0	0.0	0.0	0.0	0.0	0.0	0.0	0.0	0.0	0.0
147.5°	0.0	0.0	0.0	0.0	0.0	0.0	0.0	0.0	0.0	0.0
150°	0.0	0.0	0.0	0.0	0.0	0.0	0.0	0.0	0.0	0.0
152.5°	0.0	0.0	0.0	0.0	0.0	0.0	0.0	0.0	0.0	0.0
155°	0.0	0.0	0.0	0.0	0.0	0.0	0.0	0.0	0.0	0.0
157.5°	0.0	0.0	0.0	0.0	0.0	0.0	0.0	0.0	0.0	0.0
160°	0.0	0.0	0.0	0.0	0.0	0.0	0.0	0.0	0.0	0.0
162.5°	0.0	0.0	0.0	0.0	0.0	0.0	0.0	0.0	0.0	0.0
165°	0.0	0.0	0.0	0.0	0.0	0.0	0.0	0.0	0.0	0.0
167.5°	0.0	0.0	0.0	0.0	0.0	0.0	0.0	0.0	0.0	0.0
170°	0.0	0.0	0.0	0.0	0.0	0.0	0.0	0.0	0.0	0.0
172.5°	0.0	0.0	0.0	0.0	0.0	0.0	0.0	0.0	0.0	0.0
175°	0.0	0.0	0.0	0.0	0.0	0.0	0.0	0.0	0.0	0.0
177.5°	0.0	0.0	0.0	0.0	0.0	0.0	0.0	0.0	0.0	0.0
180°	0.0	0.0	0.0	0.0	0.0	0.0	0.0	0.0	0.0	0.0

(END OF REPORT)